

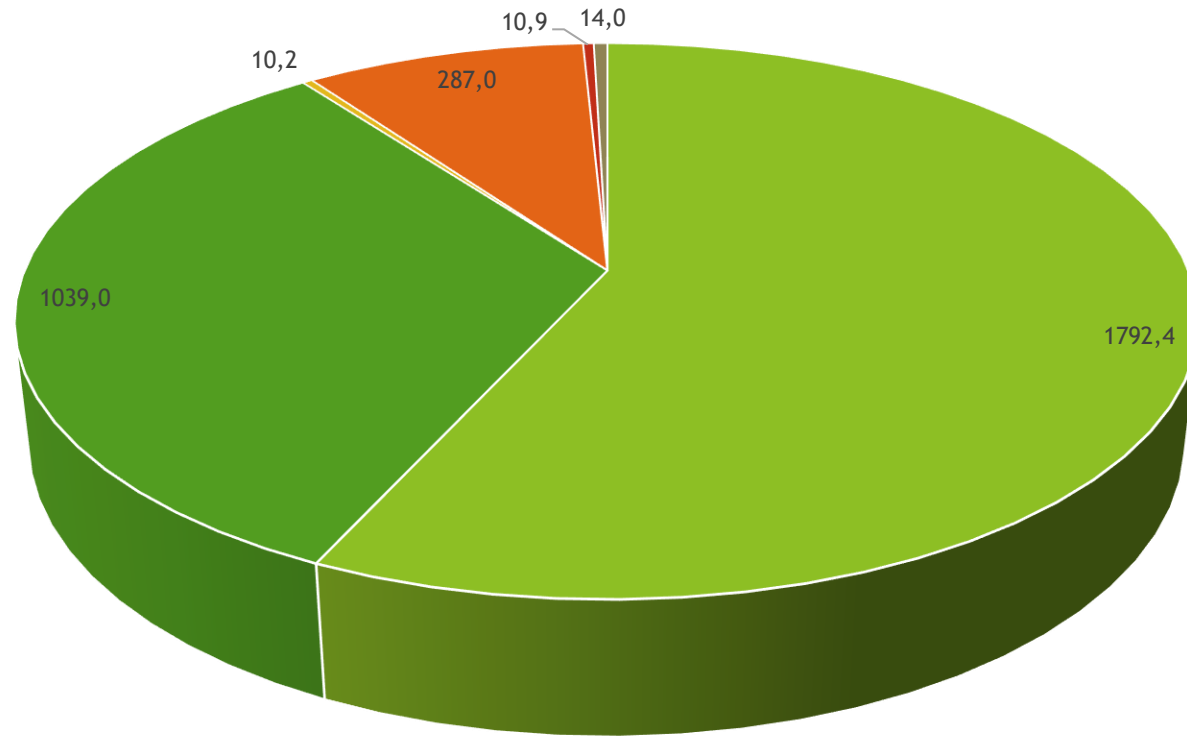
IAOM EURASIA CONFERENCE AND EXPO
**Sustainable Food Security in a Changing
Climate**

Topic: Grain Market in Azerbaijan

Namig Shalbuzov

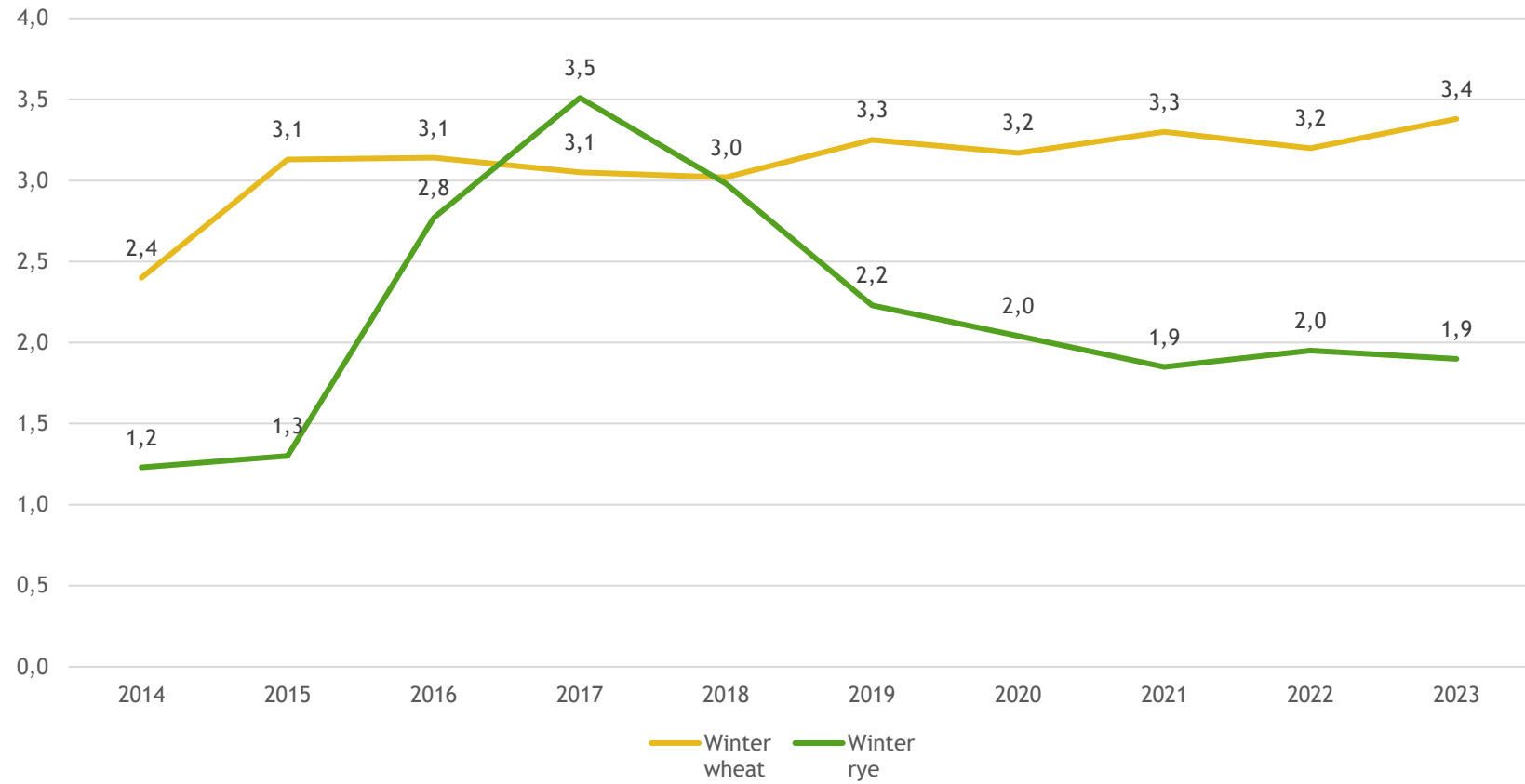
BAKU-2024

GRAIN PRODUCTION, thsnd. ton (weight after peeling) - 2023

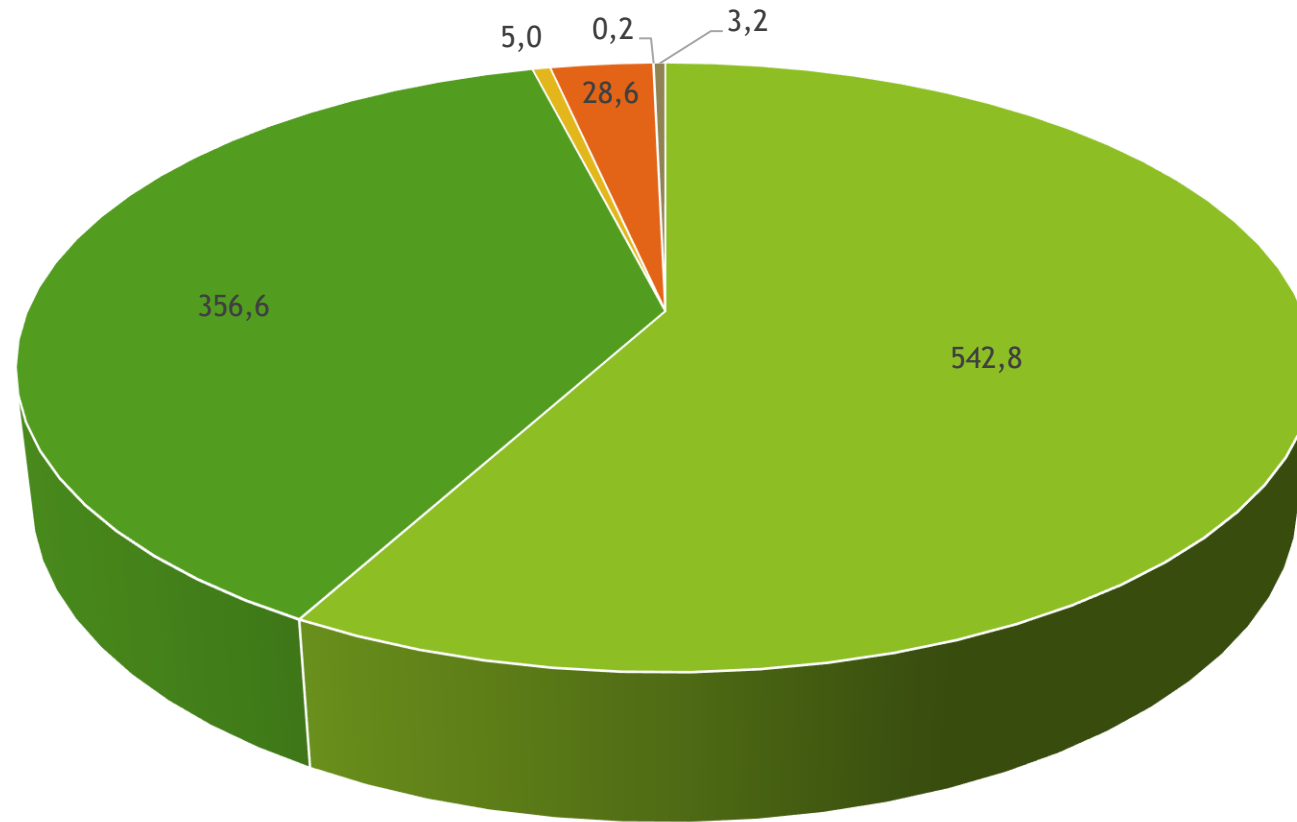


■ Winter and spring wheat ■ Winter and spring barley ■ Oats ■ Grain maize ■ Millet ■ Rice

Yield of wheat and rye, ton/ha



Sown area of grains, thsd. ha - 2023



TOTAL SOWN AREA
936.4 thsd. ha

Share in grand total
sown area: 61%

- Winter and spring wheat
- Winter and spring barley
- Oats
- Grain maize
- Millet
- Rice

Structure of sown area of wheat by size of farms

Size of farm	Share in total
[0-2]	18%
(2-5]	27%
(5-20]	16%
(20-50]	5%
(50 <]	34%

Import of wheat, ton

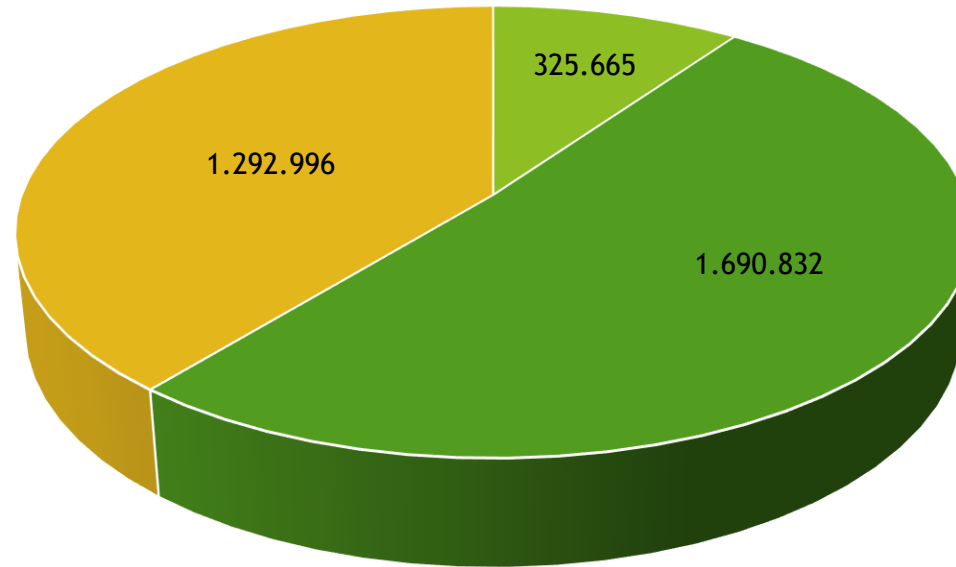
	2014	2016	2018	2020	2022	2023
Kazakhstan	548,107.2	93,015.8	269,404.3	14,873.5	280,716.7	152,405.5
Russia	630,283.5	1,486,507.4	809,089.6	1,349,822.6	1,011,590.5	1,022,141.7
Other	17,265.2	20,076.1	2,411.6	404.0	688.9	793.8
Total	1,195,655.9	1,599,599.3	1,080,905.5	1,365,100.1	1,292,996.1	1,175,341.0

Share of Russia
more than 80%

Total of wheat resources, ton - 2022

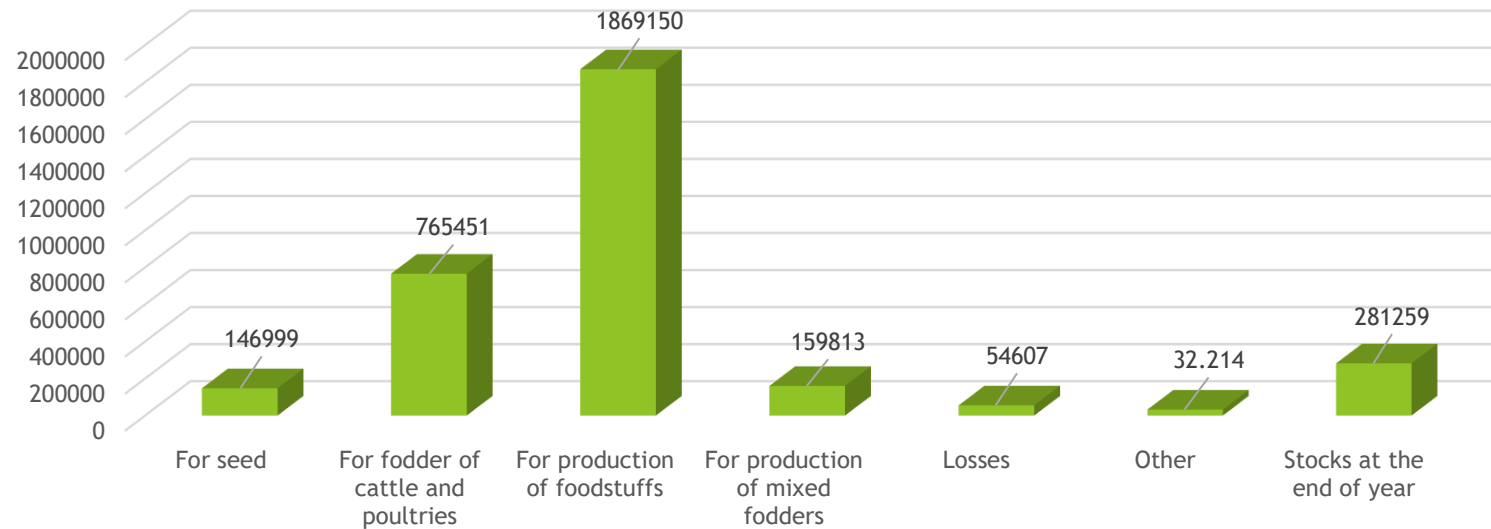
Total of resources
3.3 mln. ton

Level of selfsufficiency: 56.7%



■ Stocks at the beginning of year ■ Production ■ Import

Utilization of wheat resources, ton - 2022

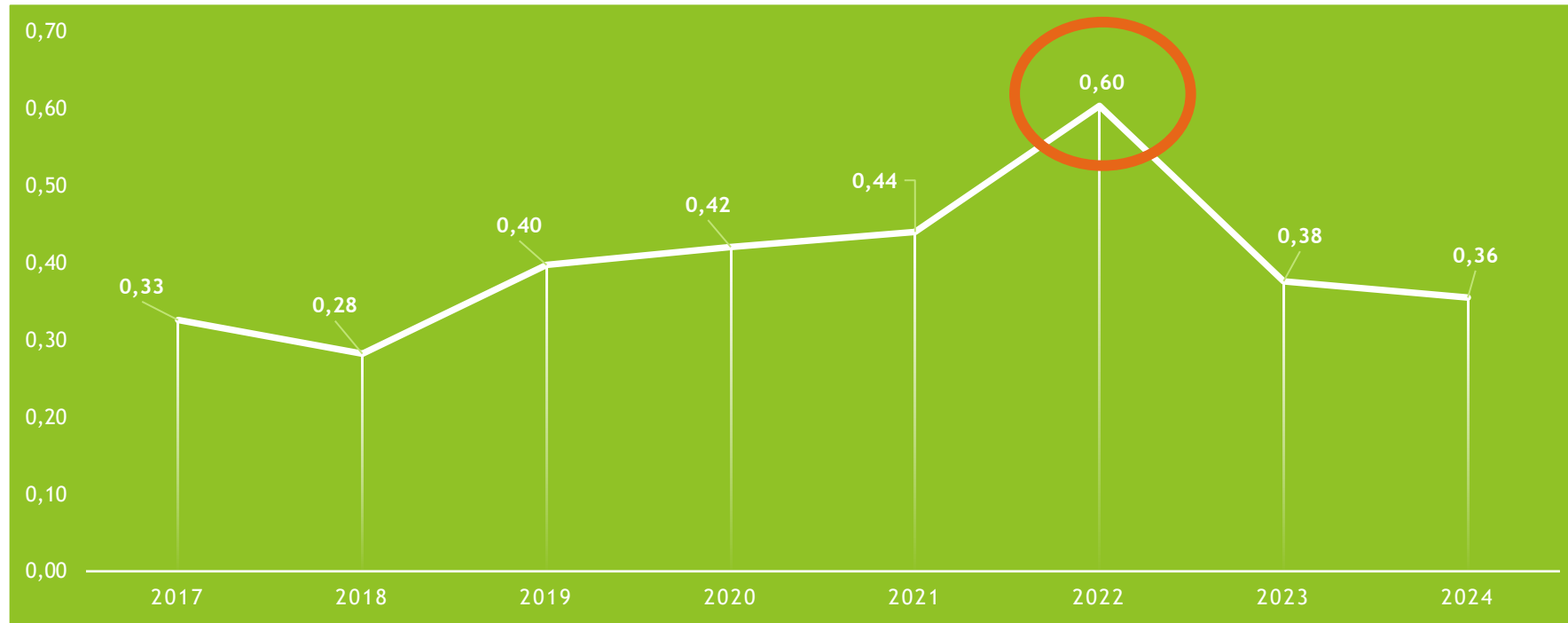


**56.5% of total wheat resources
used for production of foodstuffs (production of flour)**

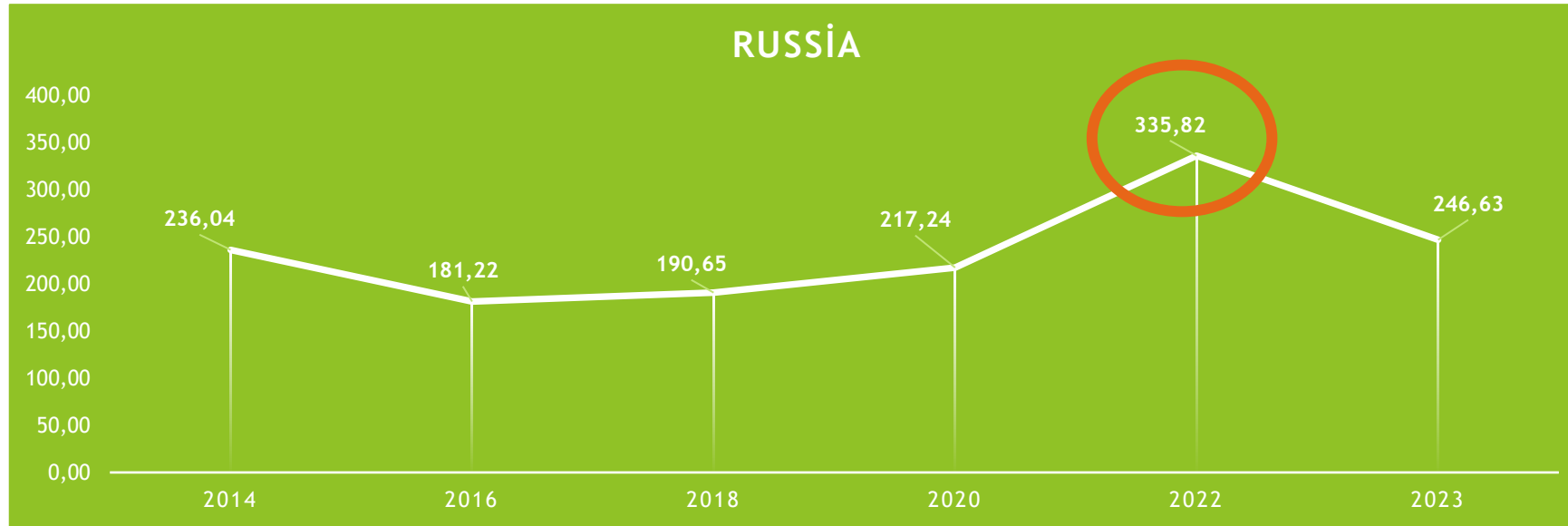
**27.9% of total wheat resources used as fodder directly and
for production of mixed fodders**

**Potential DEMAND of the country 2.8 mil. ton of wheat
(excluding seed)**

Market prices in the country, azn/kg



Import prices of the wheat, \$ US/ton



A brief overview of the wheat sector in Azerbaijan

Increasing the level of self-sufficiency in wheat is of strategic importance for Azerbaijan. Because the share of food energy obtained from grains, roots and tubers in the daily food energy received by the population in Azerbaijan is close to 60 percent.

Actual consumption
3.14 million tons

In the last 5 years, an average of 2.2 million tons of wheat was consumed for food purposes in the country annually.

In the last 5 years, an average of 0.7 million tons of wheat was consumed for non-food purposes in the country annually.

Production and import
3.19 million tons

In the last 5 years, an average of 1.9 million tons of wheat was produced in the country annually.

In the last 5 years, an average of 1.2 million tons of wheat was imported to the country annually.

A potential target for increasing self-sufficiency
90%

For the last 5 years annual average sown area of wheat is more than 580 thousand hectares. If to increase the annual average productivity to 5 tons per hectare, the total production volume will be 2.9 million tons.

For comparison, the yield of wheat in some of the countries

Egypt – 6.5 ton/ha
South Africa – 4.3 ton/ha
Uzbekistan – 4.8 ton/ha
Africa (total) – 2.8 ton/ha
Azerbaijan – 3.3

Thank You for Attention!